

Stagg Senior High

Comprehensive Academic Report

Stockton Unified School District

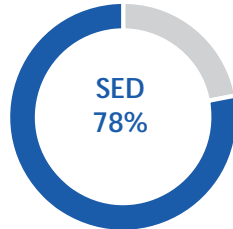
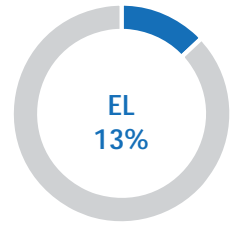
July 2018

Demographics

2017-2018

Enrollment **1714**

Race/Ethnicity	
American Indian	4%
African American	16%
Asian	7%
Filipino	2%
Hispanic	57%
Pacific Islander	1%
White	12%
Two or More	2%
Not Reported	0%

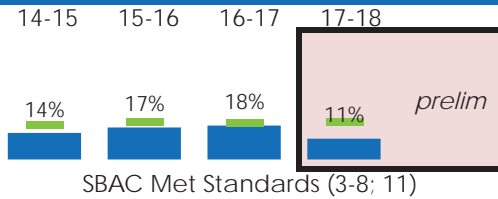


Legend ** Embargoed --- No Data * Data Suppressed
 Preliminary School District State
 N, % = School

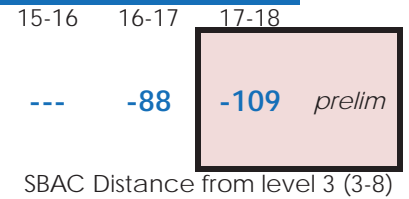
Student Learning

Mathematics

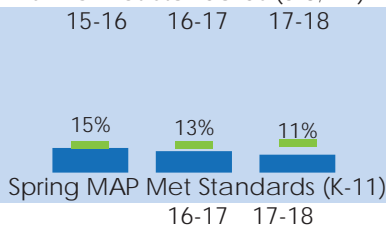
SBAC Met Standards



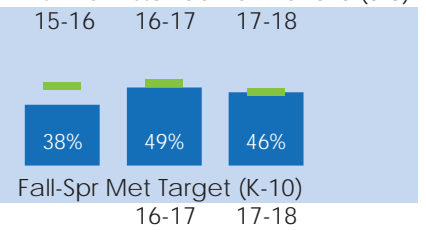
SBAC DF3



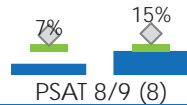
MAP Growth Met Standards



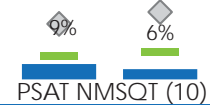
MAP Growth Met Target



PSAT 8/9 Benchmark

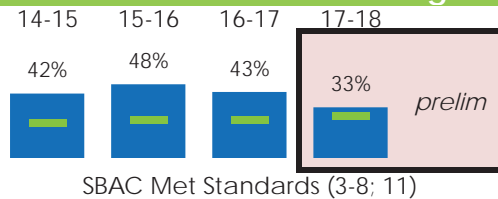


PSAT NMSQT Benchmark

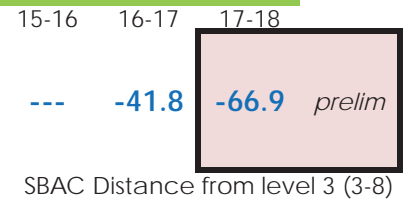


English Language Arts

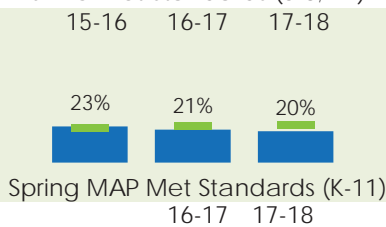
SBAC Met Standards



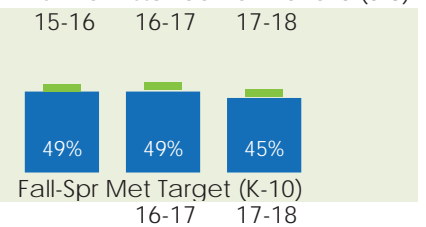
SBAC DF3



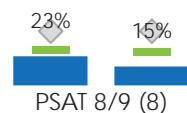
MAP Growth Met Standards



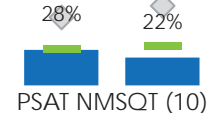
MAP Growth Met Target



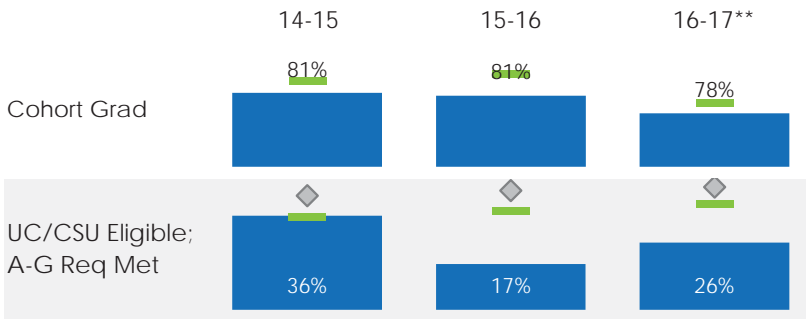
PSAT 8/9



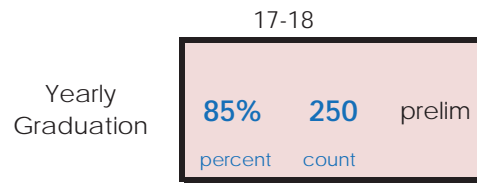
PSAT NMSQT



Cohort Graduation



Yearly Graduation



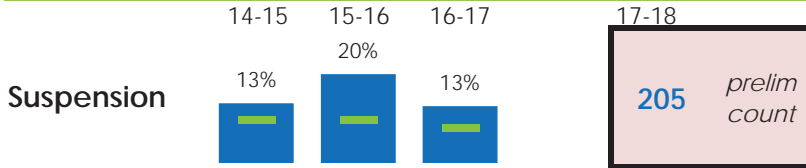
Advanced Placement

	Course Complete		Exams Taken		Exams Passed	
	School	SUSD	School	SUSD	School	SUSD
16-17	91%	94%	79%	84%	28%	19%
17-18	89%	94%	81%	85%	16%	16%

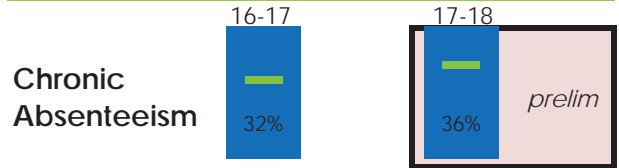
Earned Credits (Graduates)

	Stagg High	Stockton USD
15-16	237	263
16-17	234	261
17-18	234	259

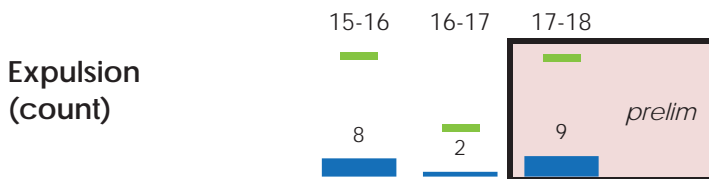
Discipline



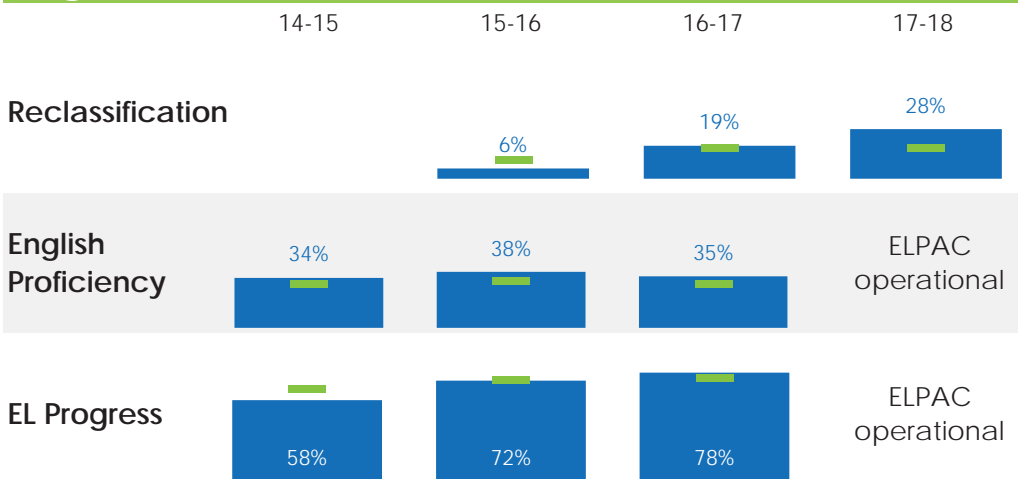
Attendance



Expulsion (count)



English Learners



Legend ** Embargoed --- No Data * Data Suppressed

Preliminary School ■ District ■ State ■

N, % = School